



- Light plastic enclosure for industrial applications
- ABS enclosure with standard lid
- Optional: EMC version coated

Technical data

Material:

ABS

Colour

RAL 7035, light grey,
special colour on request

Ingress protection:

IP 66 to EN 60529

Surface resistance:

4×10^{14} Ohm, IEC 60093

Disruptive strength:

24 KV/mm, IEC 60243-1

Impact resistance:

7 Joule to EN 60079-0

Insulation:

fully insulated VDE 0100

Flammability:

UL 94 HB

Toxicity:

halogen-free

Temperature range

CR- (Chloropren) seal: -40°C to +80°C

Included in delivery

Enclosure consisting of base and door;
please order door lock separately, press-in
inserts in base for internal and external
mounting

ABS standard enclosure

| Order No. | Dimensions H x W x D (mm) |
|-------------|---------------------------|
| 09.05 05 04 | 50 x 52 x 35 |
| 09.05 07 04 | 50 x 65 x 35 |
| 09.08 08 06 | 80 x 82 x 55 |
| 09.08 08 09 | 80 x 82 x 85 |
| 09.08 12 06 | 80 x 120 x 55 |
| 09.08 12 09 | 80 x 120 x 85 |
| 09.08 16 06 | 80 x 160 x 55 |
| 09.08 16 09 | 80 x 160 x 85 |
| 09.08 23 09 | 80 x 230 x 85 |
| 09.12 12 06 | 120 x 122 x 55 |
| 09.12 12 09 | 120 x 122 x 85 |
| 09.12 12 11 | 120 x 122 x 105 |
| 09.12 16 09 | 120 x 160 x 90 |
| 09.12 16 14 | 120 x 160 x 140 |
| 09.12 20 08 | 120 x 200 x 75 |
| 09.12 20 09 | 120 x 200 x 90 |
| 09.12 24 10 | 120 x 240 x 100 |
| 09.15 20 08 | 150 x 200 x 75 |
| 09.16 24 09 | 160 x 240 x 90 |
| 09.16 24 12 | 160 x 240 x 120 |
| 09.16 36 10 | 160 x 360 x 100 |
| 09.20 36 15 | 200 x 360 x 150 |
| 09.23 30 09 | 230 x 300 x 85 |
| 09.23 30 11 | 230 x 300 x 110 |
| 09.40 36 15 | 400 x 360 x 150 |

| Order No. | External mounting brackets | External hinges | EMC version | Threaded inserts | Mounting plates | Sealable lid screws in steel | Silicone lid seal | Small table feet (for sizes up to xx.16 24 19) |
|-------------|----------------------------|-----------------|-------------|------------------|-----------------|------------------------------|-------------------|--|
| 09.05 05 04 | | | • | • | • | | | |
| 09.05 07 04 | | | • | • | • | | • | |
| 09.08 08 06 | • | | • | • | • | • | • | • |
| 09.08 08 09 | • | | • | • | • | • | • | • |
| 09.08 12 06 | • | • | • | • | • | • | • | • |
| 09.08 12 09 | • | • | • | • | • | • | • | • |
| 09.08 16 06 | • | • | • | • | • | • | • | • |
| 09.08 16 09 | • | • | • | • | • | • | • | • |
| 09.08 23 09 | • | • | • | • | • | • | • | • |
| 09.12 12 06 | • | • | • | • | • | • | • | • |
| 09.12 12 09 | • | • | • | • | • | • | • | • |
| 09.12 12 11 | • | • | • | • | • | | • | • |
| 09.12 16 09 | • | • | • | • | • | | • | • |
| 09.12 16 14 | • | • | • | • | • | | • | • |
| 09.12 20 08 | • | • | • | • | • | • | • | • |
| 09.12 20 09 | • | • | • | • | • | | • | • |
| 09.12 24 10 | • | • | • | • | • | | • | • |
| 09.15 20 08 | • | • | • | • | • | • | • | • |
| 09.16 24 09 | • | • | • | • | • | • | • | • |
| 09.16 24 12 | • | • | • | • | • | | • | • |
| 09.16 36 10 | • | • | • | • | • | | • | |
| 09.20 36 15 | | • | • | • | • | | • | |
| 09.23 30 09 | • | • | • | • | • | | • | |
| 09.23 30 11 | • | • | • | • | • | | • | |
| 09.40 36 15 | | | • | • | • | | • | |

Accessories

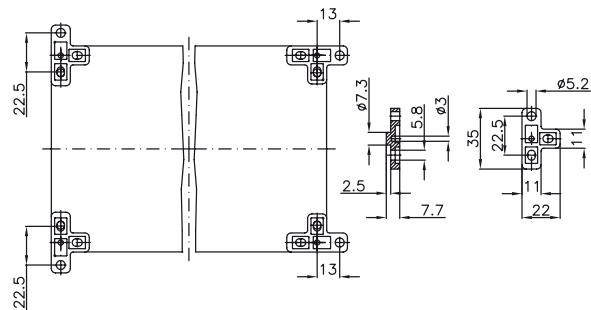
| | |
|-------------|--|
| 10.02 12 01 | Set of external hinges (2 pcs) |
| 10.03 40 01 | Small table feet (for sizes up to xx.15 20 08) |
| 10.03 40 02 | Small table feet (for sizes up to xx.16 24 09) |
| 10.03 70 03 | Threaded inserts M3 (set = 10 pcs) |
| 10.03 70 04 | Threaded inserts M4 (set = 10 pcs) |

External mounting brackets

(set = 4 pcs)



| Order No. | for type |
|-------------|-------------|
| | 09.08 08 06 |
| | 09.08 08 09 |
| | 09.08 12 06 |
| | 09.08 12 09 |
| | 09.08 16 06 |
| | 09.08 16 09 |
| | 09.08 23 09 |
| | 09.12 12 06 |
| | 09.12 12 09 |
| | 09.12 12 11 |
| | 09.12 16 09 |
| 10.03 12 01 | 09.12 16 14 |
| | 09.12 20 08 |
| | 09.12 20 09 |
| | 09.12 24 10 |
| | 09.15 20 08 |
| | 09.16 24 09 |
| | 09.16 24 12 |
| | 09.16 36 10 |
| | 09.23 30 09 |
| | 09.23 30 11 |

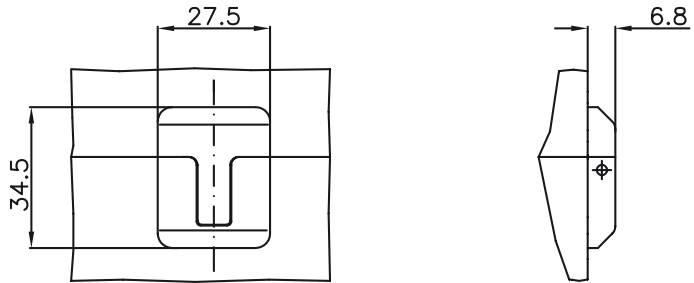


ABS standard enclosure

External hinges (set = 2 pcs)



| Order No. | for type |
|--------------------|-------------|
| | 09.08 12 06 |
| | 09.08 12 09 |
| | 09.08 16 06 |
| | 09.08 16 09 |
| | 09.08 23 09 |
| | 09.12 12 06 |
| | 09.12 12 09 |
| | 09.12 12 11 |
| | 09.12 16 09 |
| 10.02 12 01 | 09.12 16 14 |
| | 09.12 20 08 |
| | 09.12 20 09 |
| | 09.12 24 10 |
| | 09.15 20 08 |
| | 09.16 24 09 |
| | 09.16 24 12 |
| | 09.16 36 10 |
| | 09.20 36 15 |
| | 09.23 30 09 |
| | 09.23 30 11 |




Threaded inserts (set = 10 pcs)



| Order No. | version | for type |
|--------------------|---------|-------------|
| 10.03 70 03 | M3 | all types |
| 10.03 70 04 | M4 | 09.16 36 10 |
| | | 09.20 36 15 |
| | | 09.40 36 15 |

Mounting plates

for fitting electro-mechanical components



| Order No. | for type |
|-------------|---|
| 10.01 20 01 | 09.05 05 04 |
| 10.01 20 02 | 09.05 07 04 |
| 10.01 20 03 | 09.08 08 06 09.08 08 09 |
| 10.01 20 04 | 09.08 12 06 09.08 12 09 |
| 10.01 20 05 | 09.08 16 06 09.08 16 09 09.12 12 06 |
| 10.01 20 06 | 09.12 12 09 09.12 12 11 09.12 16 09 |
| 10.01 20 07 | 09.12 16 14 |
| 10.01 20 08 | 09.12 20 08 09.12 20 09 |
| 10.01 20 09 | 09.12 24 10 |
| 10.01 20 10 | 09.15 20 08 |
| 10.01 20 11 | 09.16 24 09 09.16 24 12 |
| 10.01 20 12 | 09.16 36 10 |
| 10.01 20 13 | 09.20 36 15 |
| 10.01 20 14 | 09.23 30 09 09.23 30 11 |
| 10.01 20 15 | 09.40 36 15 |
| 10.01 20 16 | 09.08 23 09 |