	Service Bulletin	Issue by After Sales
	REMOTE CONTROLLER IR RC08W	18/05/2016
		Rev : 1
		Page 1 to 1

**Object :**

Most of old IR Remote controllers such RC2, RC2i, RC3, RC3i, RC4, RC4i, RC7 and RC7i are phase out.

We still have demands on these remote so we found an alternative by using RC08W.




However this remote must be configured to operate properly

**Explanation :**

There are 3 categories of product so check other back side of the remote controller if :

Type of remote controller	Setting
RC2, RC3, RC4, RC5, RC7	003
RC2i, RC3i, RC4i, RC7i	002
Special application wine cellar	004

**Procedure to set IR remote controller RC08W**

		<p><b>Step 1 :</b> IR remote controller is ON</p> <p>Hold <b>Clear</b> and <b>Timer</b> buttons during 3 to 5 seconds</p> <p><i>LCD screen will display the current setting</i></p>
		<p><b>Step 2 :</b> Press on <b>Temp+</b> or <b>Temp-</b> buttons to change the setting.</p> <p><b>Step 3 :</b> Press on <b>Clear</b> button to save the setting in the EEPROM then it comes back to normal operation</p>